



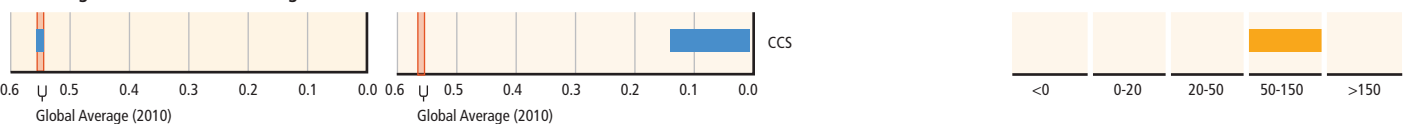
IEA ETP 2DS Scenario



Currently Commercially Available Technologies



Technologies in Pre-Commercial Stage



0.6 0.5 0.4 0.3 0.2 0.1 0.0 0.6 0.5 0.4 0.3 0.2 0.1 0.0

Global Average (2010) Global Average (2010)

Indirect Emission Intensity [tCO<sub>2</sub>/t Paper]

Direct Emission Intensity [tCO<sub>2</sub>/t Paper]

Indicative Cost of Conserved Carbon [USD<sub>2010</sub>/tCO<sub>2</sub>]

<0 0-20 20-50 50-150 >150

